

5800 Series IC Matic

Low Energy Power Operated Sliding Doors



www.recorddoors.com



record

your global partner for entrance solutions

5800 Series

5800 Series IC Matic

Low Energy Power Operated Sliding Doors

Healthcare environments are constantly changing to meet the rigorous demands and expectations of an aging population concerned with the possibility of disease spreading through human contact.


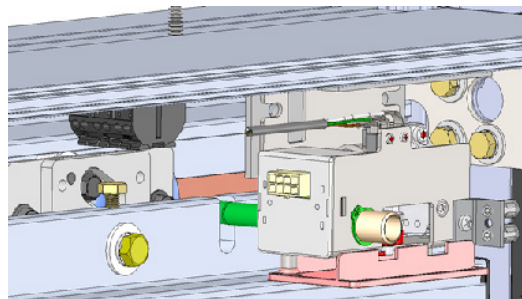
As such, the automatic door market has adapted and recently introduced products to meet these requirements.

The record IC-Matic is a low energy power operation sliding door system ideal for intensive care wards. A sleek design and reduced header height proves attractive while the ability to open automatically through jamb or wall mounted touchless wall plates eliminates the need to physically touch an activation device, thereby reducing greatly the spread of germs.

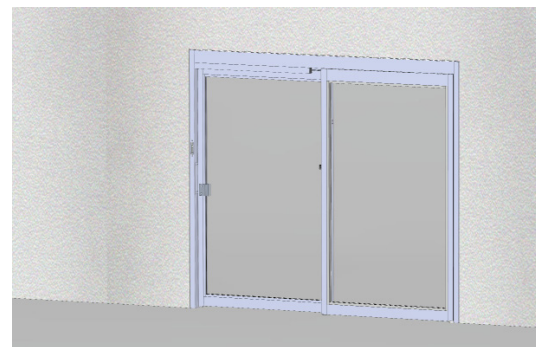
Unique Positive Latching

Utilizing a fail secure lock with an emergency manual override, the IC Matic positive latching mechanism ensures that the door is securely shut every time the door closes after both the sliding and breakout motions. This allows one to freely exit the room in case of power loss and fire. The IC Matic positive latching mechanism fully complies with UL 1784, NFPA 101 and NFPA 105.

For normal door operation, when it is closed the lock will always be engaged. In order to release this lock under normal operation, simply activate the door using your chosen touchless knowing act activation accessory. The entire locking mechanism is firmly enclosed inside the header; there are no protrusions from the door or jamb tube into the door opening area. The lock throws a rod directly into the factory prepared cutout on the door catch, securely locking the sliding motion of the door.



Front



ISO Back




ISO Back, Open

www.recorddoors.com




record

your global partner for entrance solutions



Rear, ISO Open



ISO View, Open



ISO View



- No hookbolt protrusions in opening under normal operation
- Fail secure locking with manual emergency override
- Improved 2-way flushbolt design on sidelite
- When engaged, a floor 'foot' will apply pressure to floor, keeping sidelite in line with frame for normal operation.
- Simple one motion disengagement for breakout access
- Single and Bi-part Sliding Door Packages
- Meets UL1784 requirements
- Sidelites are 1¼" narrower than the slide panel
- Increased DOW over standard 5900 ICU Doors
- 41 5/8" DOW on a 96" OFW
- Eliminates finger pinch protection during breakout
- Header Profile: 4.25" H x 7.25" W
- Uses standard 4.5" jamb profiles; giving the header a 2.75" overhang
- All available knowing act activations
 - Motion Sensors
 - Wave Activation
 - Card Reader
- Will meet ANSI 156-38 low energy power operated sliding door standard
- Requires 120V power hookup
- All available rail, stile and jamb sizes
- Any muntin configuration
- Transom options available (contact factory)
- Optional Safety Hold beams
- Able to accommodate glass sizes up to 1" including any "Smart Glass" products
- Always equipped with record Smart Panel

5800 Series

Contact

ANSI/BHMA A156.38 Low Energy Power Operated Sliding Doors

1. GENERAL

- 1.1 Requirements in this Standard apply to low energy power operated Door systems for pedestrian use. The activation of all doors described in this standard requires a knowing act. Included are provisions intended to reduce the chance of user injury or entrapment.
- 1.2 Doors that require higher speeds, forces, shorter time delays, and activating sensing devices shall comply with ANSI/BHMA A156.10 for Power Operated Pedestrian Doors and are not covered in A156.38.
- 1.3 This Standard does not attempt to assess any factors that exist with respect to custom design installations which are not required to meet the requirements of this standard.
- 1.4 Unless otherwise specified, all references to time delay, opening speed and forces in this standard, refer to the operator in the power mode as opposed to the manual mode.
- 1.5 Required dimensions are expressed in US units first and the SI (metric) equivalents given in parentheses are approximate. All values which do not carry specific tolerances or are not marked maximum or minimum shall be $\pm 1/16$ in (1.6 mm). Pounds or pound force shall be $\pm 5\%$. Angular measurements shall be ± 4 degrees. Voltage measurements shall be $\pm 5\%$. Temperature measurements shall be ± 4 degrees F (2 degrees C).
- 1.6 Compliance with the requirements of this standard shall be accomplished through factory settings or field adjustments as necessary.
- 1.7 Operators used on labeled fire door assemblies shall be listed or labeled by a nationally recognized independent testing laboratory, and be subject to a periodic in-plant follow-up service. Consult the authority having jurisdiction for the appropriate fire test requirements.
- 1.8 Refer to applicable building codes for means of egress clear width requirements, and knowing act device locations.

© Copyright 2017 Builders Hardware Manufacturers Association
 355 Lexington Avenue, 15th Floor
 New York, NY 10017
 Tel: (212) 297-2122 / Fax: (212) 370-9047

→ record automatic door systems

4324 Phil Hargett Court – Post Office Box 3099 – Monroe, NC 28110
 tel. +1 704 289-9212 – e-mail: info@recorddoors.com – www.recorddoors.com

→ Headquarters

agta record ltd – Allmendstrasse 24 – 8320 Fehraltorf – Switzerland
 tel.: +41 44 954 91 91 – e-mail: info@agta-record.com – www.agta-record.com

www.recorddoors.com



record

your global partner for entrance solutions