

Automatic doors

Product portfolio overview

Your global partner
for entrance solutions





Index

Who we are	4
Introduction to Record North America	
5100 Series	6
Single slide, bi-part, telescopic, surface applied	
Other Sliding Door Configurations	8
5200 All Glass, 5300 Heavy Duty, 5600 Doors By Others, Tandem 5100, UHEPA	
Windcord 5400/5500	10
Hurricane-Rated Automatic Sliding Doors	
5900 Series ICU	12
Manual Sliding Doors	
5800 Series IC-Matic	14
Low Energy Power Operated Sliding Doors	
4500 Series	15
Automatic Slide/Fold Doors	
8100 Series	16
Swing Door Operators 8100, 8200, 8300, 8600, 8700	
Low Energy Swing Door Operators	18
HA8-LP, HA9, HA7, SS8200	
Additional Product Lines	22
INF, Security Portals	

A world of automatic doors for your every need

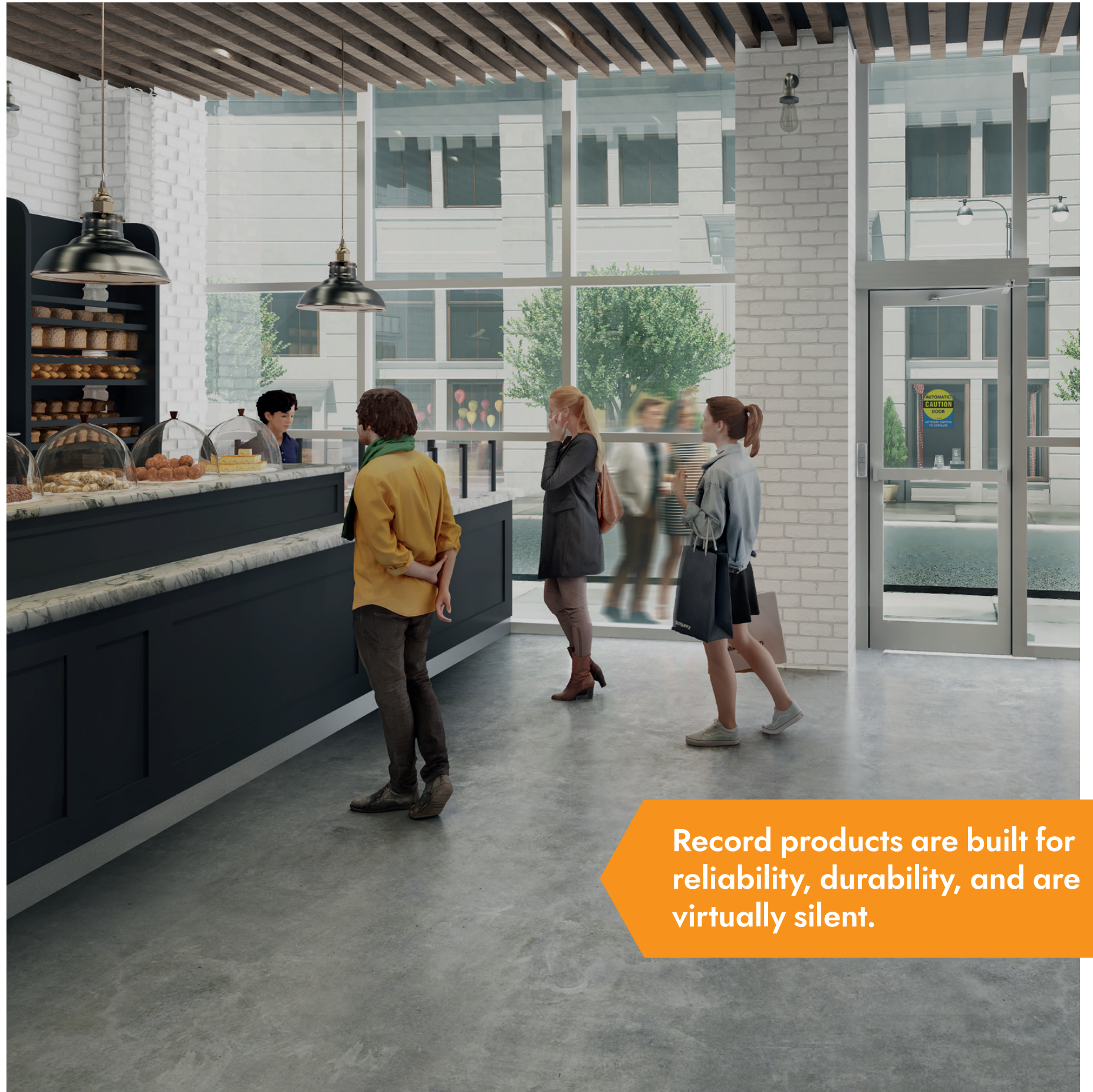
Record North America is part of the Record Group offering over 70 years of experience in the automatic door industry. We manufacture a high-quality line of swing operators, automatic sliding door packages, manual ICU doors, and slide/fold doors.

Our products are sold, serviced and installed through our extensive network of authorized distributors located throughout the USA and Canada.

Our top priority is your complete satisfaction with the quality of our products and services. We offer professional advice in choosing building access solutions for people and goods, a wide range of high-tech products to meet the requirements of modern building automation, and elegant designs with options to blend with any architectural style or building plan.

Our product offering includes:

- » Automatic Sliding Doors
- » Manual ICU Doors
- » Automatic Slide/Fold Doors
- » Swing Door Operators
- » Security Doors



Record products are built for reliability, durability, and are virtually silent.

5100 Series Sliding Doors

The Record 5100 Series sliding door system provides silent microprocessor driven gear reduction belt drive operation for years of dependable service. This Swiss and American designed sliding door has the latest in electronic assembly and software programming.

The 5100 Series offers an extensive range of configurations and functions, catering to diverse applications. Architects and building owners can rest assured that they will have access to the safest, most secure, and aesthetically appealing entranceway.

Options

- » **Electric Locking:** Concealed electric locks are available in both fail safe (unlock on loss of power) and fail secure (lock on loss of power) operation. The electric locks are mounted in the header and operate as a carriage lock that automatically locks the door against slide after each open/close cycle, or can be unlocked for daytime use and locked at night.
- » **Battery Pack:** A constant charge battery pack is available for use with building alarm and security systems to ensure that entrances are secured in an emergency. The battery pack can open or close the door upon loss of incoming electrical power or when signaled from the security system. A UPS (uninterruptible power supply) that provides 300 door opening cycles is also available.
- » **Exit Devices:** Recessed vertical rod exit devices are available on inside slides as well as outside slides. These devices extend across the full width of the door panel. Exit devices are mounted at the same height as the muntin bar (41-5/8" from the floor or threshold to the centerline of the exit device/muntin bar.)
- » **Partial Open Feature:** A selectable partial opening feature is available for applications that require a full width opening during pleasant weather conditions but a partial opening during harsh weather. The microprocessor-based operator control offers an infinite number of partial opening settings. The partial opening can be constant or automatic depending on traffic volume. In the automatic mode during high traffic conditions, the control will override the reduced opening setting and open the door to the full opening available. Once traffic decreases, the control will return to the reduced opening.
- » Custom finishes

Features

Exclusive S.M.A.R.T. Panel (Self Monitoring Accurate Reporting Technology)

Smooth and quiet operation

Sleek and elegant design

Energy Efficient

Two year warranty

Configurations

Single Slide

Bi-Part

Telescopic

Surface Applied

Record S.M.A.R.T. Panel

is the next best thing to a talking door. This digital control panel has an intuitive interface, provides visual feedback of the door status, and can be found on all 5100, 4500, and is optional on 8100 Series models.



Elegant designs with numerous options, compatible with any architectural style.



Record 5100 Bi-Part



Record 5100 Surface Applied



Record 5100 Telescopic



Record 5100 Single Slide

Additional Sliding Door Series

Record offers additional sliding door series in a variety of configurations, sizes, and finishes to satisfy your building's needs.

5200 All Glass

- » Clear line of sight unhindered by vertical stiles provides a modern, elegant aesthetic
- » Single slide or bipart packages available
- » Fixed sidelite or full breakout available
- » For use with ½" tempered glass

5300 Heavy Duty

- » Incorporates dual motor operation for heavier door panels
- » Virtually silent operation
- » Available for door panels glazed with ¼" glass up to 10ft tall; ½" and 1" glass up to 9ft tall.
- » Consult factory for doors 375 lbs or heavier.

5600 Doors by Others


- » Automates wood, hollow metal or other door types with the same reliability, durability and quiet operation of the 5100 Series.

5100 Tandem

- » Allows for an identified entry and exit door to work independent of each other while sharing the same header assembly for aesthetic design simplicity.
- » Provide larger clear door opening than the standard 5100 would allow.

5100 UHEPA (Under Header Extra Panel Assembly)

- » A 5100 series bi-part with an extra "O" Panel all under one header.
- » Dual Independent Drive
- » Multiple configurations and options available.



Windcord 5400/5500

Hurricane-Rated Automatic Sliding Door

The Record Windcord 5400/5500 hurricane rated sliding door system has undergone meticulous design, construction, and testing to ensure long-lasting performance.

It offers unparalleled defense against destructive winds and debris with heavy-duty vertical rails, while offering a modern appearance with its narrow stiles.

The Windcord 5400 is Level D or E impact-rated for large and small missile impact, while the Windcord 5500 is a non-impact rated windload model. Both models meet Florida Building Code standards and can withstand maximum design pressure of +/-75 psf for single slides and +/- 70 psf for bi-parts.

Options

- » Medium stiles (narrow standard)
- » Muntins
- » 4", 7", or 10" bottom rail
- » Locking options include lever, thumbturn, or key cylinder
- » Custom finishes

Features

Exclusive S.M.A.R.T. Panel (Self Monitoring Accurate Reporting Technology)
Level E Impact for high-velocity hurricane zones
Clean aesthetic lines
Heavy duty vertical rails
Replaceable track to minimize down time
Package heights up to 104"
Package widths up to 8' (single slide) or 16' (bi-part)
Designed to withstand 75 psf (single slide)
Two year warranty

Configurations

Full breakout single slide or bi-part
Fixed sidelite single slide or bi-part



Windcord 5400/5500 doors are built to take a beating.

5900 Series ICU

Manual Sliding Doors

The Record 5900 Series ICU/CCU Manual Sliding Door System provides healthcare facilities with simple, easy, attractive access in and out of patient rooms.

Quick and unimpeded patient care is vital in a healthcare facility. To satisfy this requirement, Record 5900 manual sliders may be specified to breakaway into the patient room, or out into the hallway. In addition, Record's exclusive positive latch feature prevents possible entanglement of IV and medical wires that could endanger patients.

Manual Sliding doors have uses beyond healthcare. They can be used in a variety of applications including offices, conference rooms or cafeterias.

Options

- » Optional sizes for jambs, bottom rails, threshold, muntins, and door glazing
- » UL1784 for smoke-rated doors
- » Powder coat or special finishes
- » Trackless units
- » Transom

Features

- Provide unobstructed view of patients
- Unique positive latching system
- Easy to grasp door handles
- Multiple configurations available providing architects with total freedom in designing patient facilities
- Can be used in a variety of non-healthcare applications

Configurations

- 2, 3, or 4-panel single slide or bi-part, with or without tracks
- 3 or 6-panel telescopic, with or without tracks



With Record's exclusive positive latch feature the latch occurs in the header eliminating the need for a hook bolt.



5800 Series IC-Matic

Low Energy Power Operated Sliding Doors

The Record IC-Matic is a low energy, power operated sliding door system ideal for intensive care wards.

A sleek design and reduced header height proves attractive while the ability to open automatically through jamb or wall mounted touchless wall plates eliminates the need to physically touch an activation device, thereby reducing the spread of germs.

The 5800s Trackless Max Bottom Guide System creates larger door opening width by omitting finger pinch protection during breakout.

Options

- » All bottom rail sizes available
- » Muntins
- » Optional Safety Hold beams
- » Able to accommodate glass sizes up to 1"

Configurations

Two-panel Single Slide, full breakout, trackless units



Features

Header profile: 4.25" H x 7.25" W

No hookbolt protrusions in opening under normal operation

Fail secure locking with manual emergency override

Improved 2-way flushbolt design on sidelite

Simple one motion disengagement for breakout access

Increased door opening width (DOW) over standard 5900 ICU Doors

Compatible with all available knowing act activations including motion sensors, wave activation, and card readers.

Meets UL1784 requirements

Meets ANSI 156.38 low energy power operated sliding door standard

Exclusive S.M.A.R.T. Panel (Self Monitoring Accurate Reporting Technology)

Reduce the spread of germs by adding touchless activation.

4500 Series

Automatic Slide/Fold Doors

Where space is at a premium, Record's 4500 Slide/Fold door allows quick and easy access. Ideally suited to buildings with narrow entrances, it is the perfect solution for restaurants, hotels, hospitals, as well as offices and private buildings.

Unlike most folding door systems that are based on swing door technology, the 4500 Slide/Fold door is based upon Record's proven sliding door technology and provides a simplified drive system using a single motor, idler pulley and drive belts. The microprocessor control is also used from the sliding door which provides smooth operation. It has inherently lower maintenance costs with fewer components.


Options

- » Transom
- » Muntins
- » Bottom rails
- » Sensor package
- » Special finishes

Configurations

Overhead Concealed

Surface Mount



Features

Smooth and quiet operation

Allows for larger door opening widths in even the narrowest doorways

Designed to eliminate the need for finger guards while maintaining safety

Low maintenance

Shares all the features and functions of the Record 5100 Series sliding doors

Exclusive S.M.A.R.T. Panel (Self Monitoring Accurate Reporting Technology)

Record S.M.A.R.T. Panel

is the next best thing to a talking door. This digital control panel has an intuitive interface, provides visual feedback of the door status, and can be found on all 5100, 4500, and is optional on 8100 Series models.



The 4500 is ideal for narrow entrances by maximizing clear door opening width.

8100 Series Swing Door Operators

The 8100 Series provides the end user with the best solution for interior or exterior entrances.

The 8100 can be programmed for either ANSI A156.19 or ANSI A156.10 applications making it a popular choice for high-traffic entrances that require a long lasting, dependable unit.

Additional Series

8200

- » All the features and functions of the 8100 in a squared header.

8300

- » All the features and functions of the 8100 in a sloped, stainless-steel cover for clean room applications
- » Polished stainless-steel cover
- » 35° slope so water runs off after a spray
- » Available in single and dual units

8600

- » All the features and functions of the 8100 in an overhead concealed package
 - » Optional door package includes a medium stile, center pivoted aluminum door panel, standard 1.75" x 4.5" jambs, cylinder and lock, push bar, offset-pull handle, finger guards, and threshold (wide stiles also available).
- ### 8700
- » Overhead concealed unit that can be used on offset or butt hinge applications
 - » Package includes continuous hinge gear
 - » Optional door package includes a medium stile, center pivoted aluminum door panel, standard 1.75" x 4.5" jambs, cylinder and lock, push bar, offset-pull handle, finger guards, and threshold (wide stiles also available).

Features


Quiet operation
Suitable for high-traffic locations
Interior or exterior use
Push or pull same unit
Push to start operation
Onboard system monitoring when equipped with S.M.A.R.T. Panel LCD Display
Electric latch assist assures closing in areas with heavy stack conditions
Accommodates doors that require a 120 degree door swing; consult factory for requirements up to 180 degrees (8100 only)
On-board relays for access control and fire alarm connections

Options

- » Brake option to maintain door position at the fully open position
- » Custom paint or cladding
- » Extended arm adaptors to provide clearance for alternate framing conditions (on 8100 or 8200 only)



Record 8100



Record 8700



Record 8300



Record 8600

Record S.M.A.R.T. Panel

is the next best thing to a talking door. This digital control panel has an intuitive interface, provides visual feedback of the door status, and can be found on all 5100, 4500, and is optional on 8100 Series models.



Low Energy Swing Door Operators

Swing door operators are perfect for retrofit or new-build applications in moderate to high-traffic locations. All Record swing operators feature electromechanical design for simple, dependable operation, easy manual door opening, and ADA compliance.

HA7

- » Slim header blends seamlessly with most standard door frames and fits into areas where standard size operators cannot.
- » Quick installation and mobile app set-up.
- » Electrician not required with option of simply plugging into a standard 120vac wall outlet.

HA8-LP

- » Low-profile operator for moderate to high traffic applications
- » Opens easily during manual operation
- » Quiet operation

HA9

- » Low-profile, full-featured operator for moderate to high traffic applications
- » Opens easily during manual operation
- » Quiet operation
- » Plug-n-play design for fast, trouble-free installation

Simple Swing (SS8200)

- » Full-featured operator for high-traffic applications
- » SimpleLynk display
- » Push-to-start applications eliminate the need for additional activation accessories and complex field wiring.
- » On-board relays for access control and fire alarm connections.





Automate new and existing manual swing doors quickly and economically.



	HA7	HA8-LP	HA9	8100 Series	SS8200
Header Size	1.875" x 3"	4.125" x 5.125"	4.125" x 5.125"	4.5" x 5"	4.5" x 5"
Custom Widths Available		●	●	●	●
Non-handed	●	●	●	●	●
Surface Mounted	●	●	●	●	●
Exterior Doors	●*	●	●	●	●
Interior Doors	●	●	●	●	●
Single Doors	●	●	●	●	●
Pair Doors		●	●	●	●
ADA Compliance	●	●	●	●	●
ANSI/BHMA 156.19	●	●	●	●	●
ANSI/BHMA 156.10				●	
Electric-strike Integration	●	●	●	●	●
Stack Pressure Compensation	●		●	●	●
Fire Rated (UL10C)	●	●	●	●	●
Power Assist	●		●	●	●
Obstacle Detection Opening	●	●	●	●	●
Obstacle Detection Closing	●		●	●	●
Power Boost Close	●		●	●	●
Push & Go	●		●	●	●
Built-in Power Supply for Sensors	●		●	●	●
Automatic Learn Cycle	●		●	●	●
SimpleLynk Display					●
Special Finishes Available (paint, clad)		●	●	●	
Warranty	●	●	●	●	●

*consult factory

Additional Product Lines

Our global presence allows us to offer a wide range of solutions capable of fulfilling practically any entrance requirement.

C 127 X

Concealed automated floor operator is the ideal solution for historic preservation of custom doors or all-glass frameless doors. The maintenance-friendly system is recessed into the floor and if required, covered invisibly with the matching floor covering, making it blend seamlessly into the door area.

Impression Speedgate

The Record Impression Speedgate is an innovative access control solution for high-flow passage featuring a streamlined design, thoughtful accents and finish options, as well as seamless integration with access control technology.





Record Canada

221A Racco Pkwy
Vaughan, ON L4J 8X9
Canada
T 877 348 6837
www.recorddoors.ca

Record USA

4324 Phil Hargett Ct.
Monroe, NC 28110
USA
T 800 438 1937
E info@recorddoors.com
www.recorddoors.com

Headquartered in Switzerland, the Record group sells its products and services across the globe and is directly present with subsidiaries in many countries.

Part of ASSA ABLOY