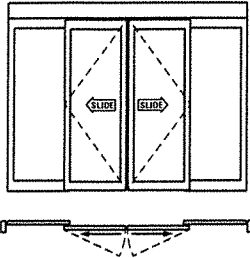


Automatic Sliding Doors

Series 5100 General Information

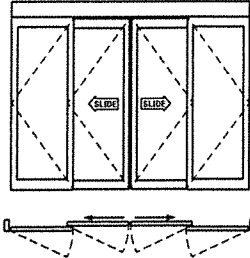
The record-usa Series 5100 automatic sliding entrance is engineered to meet the challenges of modern architectural design, offering configurations that can meet building code requirements with dependable, trouble-free performance. The elevations and plan views shown below are for standard configurations (all are shown as biparting pairs, but are also available in single slide left and single slide right configurations):



(OUTSIDE SLIDE)

The sliding door is to the exterior of the fixed (non-breakway) sidelite(s). Removable service access cover is to the exterior.

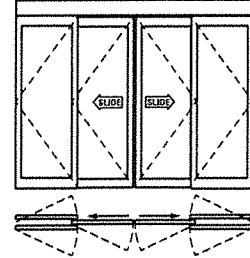
BIPART: 5103 (O-SX-SX-O)
SINGLE, LEFT: 5101 (O-SX)
SINGLE, RIGHT: 5102 (SX-O)



(INSIDE SLIDE)

The sliding door is to the interior of the swing-out sidelite(s). Removable service access cover is to the interior.

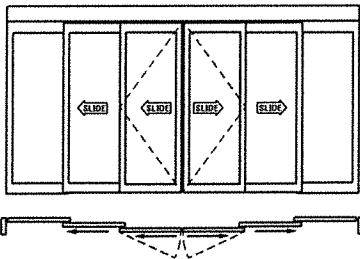
BIPART: 5106 (SO-SX-SX-SO)
SINGLE, LEFT: 5104 (SO-SX)
SINGLE, RIGHT: 5105 (SX-SO)



(FULL POCKET)

The door slides into a pocket between an interior swing-in access panel(s) and an exterior swing-out sidelite(s). Removable service access cover is to the interior.

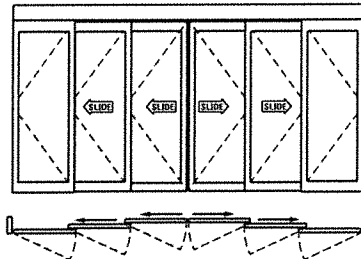
BIPART: 5112 (SO/SO-SX-SX-SO/SO)
SINGLE, LEFT: 5110 (SO/SO-SX)
SINGLE, RIGHT: 5111 (SX-SO/SO)



TELESCOPE (OUTSIDE SLIDE)

The sliding doors (two per single units, four per bipart unit) are to the exterior of the fixed (non-breakway) sidelite(s). Removable service access cover is to the exterior.

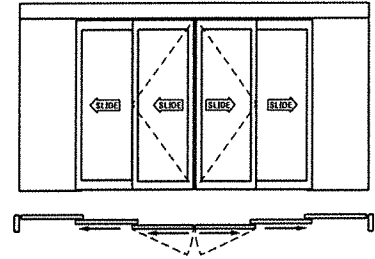
BIPART: 5121 (O-X-SX-SX-X-O)
SINGLE, LEFT: 5119 (O-X-SX)
SINGLE, RIGHT: 5120 (SX-X-O)



TELESCOPE (INSIDE SLIDE)

The sliding doors (two per single unit, four per bipart unit) are to the interior of the sidelite(s). Removable service access cover is to the interior.

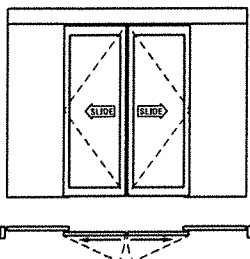
BIPART: 5124 (SO-SX-SX-SX-SO)
SINGLE, LEFT: 5122 (SO-SX-SX)
SINGLE, RIGHT: 5123 (SX-SX-SO)



TELESCOPE (OUTSIDE SLIDE)

The unit surface mounts to the exterior. The sliding doors (two per single unit, four per bipart unit) are to the exterior of filler tube(s). Removable service access cover is to the exterior.

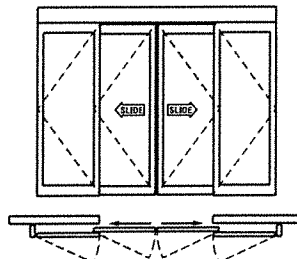
BIPART: 5127 (P-X-SX-SX-X-P)
SINGLE, LEFT: 5125 (P-X-SX)
SINGLE, RIGHT: 5126 (SX-X-P)



(OUTSIDE SLIDE)

The unit surface mounts to the exterior with no sidelite(s). Removable service access cover is to the exterior.

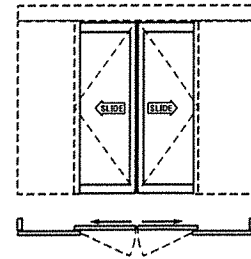
BIPART: 5109 (P-SX-SX-P)
SINGLE, LEFT: 5107 (P-SX)
SINGLE RIGHT: 5108 (SX-P)



(INSIDE SLIDE)

The unit surface mounts to the exterior with exterior swing-out sidelite(s). Removable service access cover is to the exterior.

BIPART: 5115 (P/SO-SX-SX-P/SO)
SINGLE, LEFT: 5113 (P/SO-SX)
SINGLE RIGHT: 5114 (SX-P/SO)



(INSIDE SLIDE)

The unit surface mounts to the interior with no sidelite(s). Sliding door(s) breakout through the opening only *when fully closed*. Removable service access cover is to the interior.

BIPART: 5118 (P-SX-SX-P)
SINGLE, LEFT: 5116 (P-SX)
SINGLE RIGHT: 5117 (SX-P)